

Peter Diezel and the Diezel Amplification brand are synonymous with boutique-quality, high-gain amplification. Since the release of the company's first VH4 amplifier in 1994 they have attracted rock and metal players that demand nothing but the best. Peter Diezel ensures that perfection by hand-checking every single amp personally, and has been doing so for 25 years. Today the Diezel stable of amplifiers has grown to include such ground-breaking models as the Herbert and the Hagen. Simply put, when it comes to high-gain electric guitar amplification, there is none more refined than a Diezel.

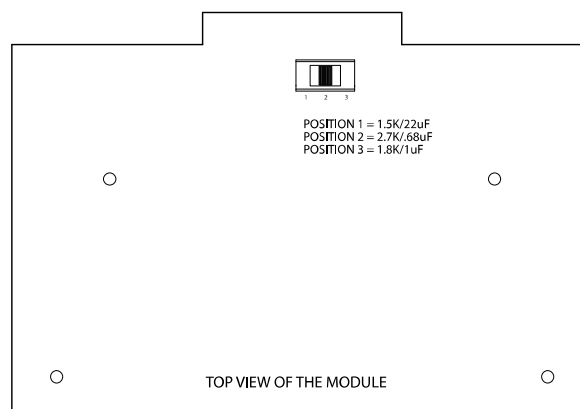
Even with their other lauded guitar amplifier designs, when players think Diezel, it's the VH4 that rules them all. Its four channels are fully capable of effortlessly achieving an impressive array of legendary guitar tones. But it's when players experienced channel four that the real legend begins. Everything from vintage crunch to intense metal tones lives along the gain control's travel. About half way up the dial you'll experience the balance of aggression and refinement that has made believers of such legendary players as Adam Jones (Tool) and James Hetfield (Metallica). Each note punches out of your speaker cabinet with an articulate character that never loses its vicious personality. # Diezel is at the pinnacle of high-gain amplifier engineering and it is the VH4 that put them there.

With the Synergy Diezel VH4 Preamp Module you have access to the same searing guitar tones that have made the Diezel brand one of the most respected names in the amplification industry. But this is no mere emulation. Peter Diezel personally designed the module, ensuring your tone sings with the authentic grind and character of its namesake amplifier. This two channel design boasts independent 3-band EQ sections on each side, allowing you to fine tune separate lead and rhythm tones. Once you put the Synergy Diezel VH4 Preamp Module to work, its glowing set of 12AX7 preamp tubes will rip through your speakers with the savage refinement that only a Diezel can offer.

The Synergy VH-4 pre-amp modules features two channels with a gain, volume and three band EQ.

CATHODE SELECT SWITCH:

This three position switch allows you to configure the input tube bass response to match the original circuit of the selected module. This will affect the feel and tightness. Each amp designer has a specific combination of components that makes up their input tube circuit. We have selected the three most popular combinations which you can access with this switch. For example, Friedman modules use position 2. The USA voiced modules typically use setting 1. The Soldano SLO uses position 3. Of course, you can experiment and try any of the positions to see what you prefer. The modules will come preset to the designers preferred setting which for the VH4 module is position 2 (2.7K resistor and .68uF capacitor).



SYNERGY LIMITED THREE YEAR WARRANTY

Thank you for choosing SYNERGY. We takes great pride in an extremely thorough testing procedure which is implemented on each product prior to shipment. In the unlikely event that you have a problem with your module, please refer to warranty below. SYNERGY stands behind our products like no other and we're here to help you!

SYNERGY offers a limited Three (3) Year warranty to the original purchaser that this SYNERGY module will be free from defects in material and workmanship. A dated sales receipt will establish coverage under this warranty, PLEASE KEEP YOUR PROOF OF PURCHASE TO USE YOUR WARRANTY. This warranty does not cover service or parts to repair damage caused by accident, neglect, abuse, normal & wear, disaster, misuse, abuse, over-powering, negligence, inadequate packing or shipping procedures and service, repair or any modifications to the product which have not been authorized or approved by SYNERGY in writing. **ANY MODIFICATION TO THE AMPLIFIER WILL VOID YOUR WARRANTY.** If this product is defective in materials or workmanship as warranted above, your sole remedy shall be repair or replacement by SYNERGY as provided below.

CAUTION: Do NOT attempt to repair, modify or service your module by yourself!!! Please read the instruction manual for all safety notifications, warnings and instructions. SYNERGY modules, have extremely high voltages that can cause serious injury or death. All repair and service work must be performed by SYNERGY or an authorized service center of SYNERGY. ANY UNAUTHORIZED REPAIRS WILL VOID YOUR WARRANTY.

TUBES: SYNERGY warrants the original purchaser that the specific tubes used in SYNERGY will be free from defects in material and workmanship for a period of 90 days from the original date of purchase. A dated sales receipt will establish coverage under this warranty. This tube warranty will automatically terminate 90 days after the original retail sales date. This tube warranty is in lieu of all other expressed warranties. If tubes fail within the 90 day warranty period your sole remedy shall be replacement of tubes as provided below.

RETURN PROCEDURES: In the unlikely event that a defect occurs please email support@SynergyAmps.com. A member of our staff will email you a response in a timely manner. Please include your phone number in case our customer service department needs to reach you. In most cases we can help you diagnose the problem over the phone. If a product must be sent to us, please follow the procedure outlined below.

- Defective products must be shipped, together with proof of purchase, freight pre-paid and insured to the Authorized SYNERGY Service Center or directly to SYNERGY.
- If a product must be returned to SYNERGY for warranty replacement/repair, a Return Authorization Number must be obtained from our Customer Service Department prior to shipping the product.
- Please contact SYNERGY Customer Service Department for the Authorized SYNERGY Service Center nearest you.
- Products must be shipped in their original packaging or its equivalent; in any case, the risk of loss or damage in transit is to be borne by the purchaser.
- Please send to: SYNERGY - 3383 Gage Ave., Huntington Park, CA 90255
- The Return Authorization Number must appear in large print directly below the shipping address.
- Always include a brief description of the defect, along with your correct return address and telephone number.
- When emailing to inquire about a returned product, always refer to the Return Authorization Number.

If SYNERGY determines that the unit was defective in materials or workmanship at any time during the warranty period, SYNERGY has the option of repairing or replacing the product at no additional charge, except as set forth below.

- All replaced parts become a property of SYNERGY. Products replaced or repaired under this warranty will be returned via ground shipping within the United States or Canada - freight prepaid.
- SYNERGY is not responsible for costs associated with expedited shipping, either to SYNERGY or the return of the product to the customer.

All warranty repairs outside the United States must be directed to the dealer or distributor from which you purchased the product.

INCIDENTAL OR CONSEQUENTIAL DAMAGE: In no event will SYNERGY be liable for any incidental or consequential damages arising out of the use or inability to use of any SYNERGY product, even if a SYNERGY dealer has been advised of the possibility of such damages, or any other claim by any other party. Some states do not allow the exclusion or limitation of consequential damages, so the above limitation and exclusion may not apply to you. This warranty gives you specific legal rights and you may also have other rights which may vary from state to state.

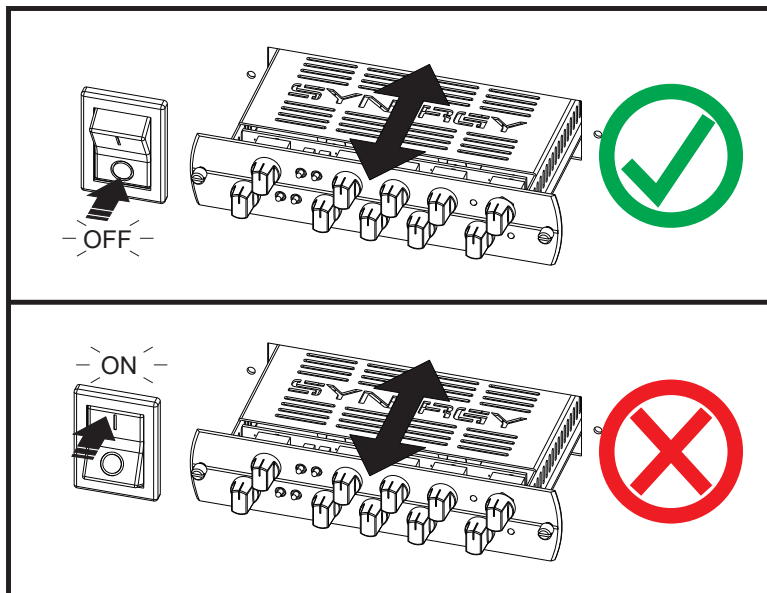
FOR YOUR PROTECTION: Please complete the included warranty card within (10) ten days of the date of purchase so that we may contact you directly in the event a safety notification issued in accordance with the 1972 Consumer Product Safety Act.

CUSTOMER SUPPORT: Our dedicated and friendly staff is ready to help you with any warranty or product questions you may have. Please email us at Support@SynergyAmps.com. Thank you again for choosing SYNERGY.





WARNING! TURN OFF FIRST



You should always turn OFF your amplifier or pre-amplifier before installing or removing a module. Failure to do so can cause damage to your preamp module or amplifier.




WARNING! HIGH VOLTAGE PRESENT



Synergy modular products must never be operated without modules installed in all slots or without covering the unused slots. Slots without modules must be covered with a blank cover panel, available from Synergy Amps.

Never place your hand or any other object inside an open module slot for any reason!

If a foreign object accidentally falls inside an open slot, immediately turn the main power off and UNPLUG THE AC POWER CORD. Tip the unit forward to get the object to fall forward and out of the slot. If the foreign object has fallen inside and you cannot see the object, do not stick your hand or any object into the slot to search for it. Take the unit to a qualified service technician to safely remove it. Failure to heed the above warnings can result in personal injury or death. We want you to safely enjoy your Synergy Modular gear.



Please read your amp/preamp's instruction manual for all safety notifications, warnings and instructions.